










# SMBW-150

150L DOUBLE DOOR BEVERAGE/WINE COOLER



 Dimensions (mm) Unit: <b>(H) 860 (W) 595 (D) 570</b>	 Net Weight: <b>47Kg</b>
 Storage Volume Left: <b>*Up To 20 Bottles</b>	 Rated Current: <b>0.7A</b>
 Storage Volume Right: <b>*78 x 300ml Cans</b>	 Voltage: <b>230V/50Hz</b>
 Left Temp Zone: <b>5°C to 18°C</b>	 Total Input Power: <b>90W</b>
 Right Temp Zone: <b>3°C to 10°C</b>	

## PRODUCT FEATURES

- ✓ Tempered Glass Doors
- ✓ Internal LED Touch Display
- ✓ Door Locks
- ✓ Internal LED Light (Both Sides)
- ✓ Sliding Wooden Shelves (Left)
- ✓ Sliding Metal Shelves (Right)
- ✓ Fan Assisted Cooling (Dual Zone)
- ✓ Compressor Cooled
- ✓ Front Venting
- ✓ Designed For African Conditions

Colour: ■ Black



Suggested Applications: **Kitchens, Home Bars, Entertainment Areas, Guest Lodges & Boutique Hospitality Spaces**

### Please Note:

Wine Cooler storage will depend on bottle type. Storage capacities are based on standard Bordeaux bottles. Make sure that Beverage/Wine Coolers have enough room to 'breathe' i.e. ventilation. Stifling can cause the unit to malfunction or sweat. \*Measurements include door handles and hinges where applicable. Adjustable Leveling Feet (+/- 10mm)



SCAN FOR MORE INFO